






Guide: How to Forward Your Phone Number to Your VivaSpeak Number

Last updated: March 25, 2025

Goal

Automatically forward calls from your current phone number to your VivaSpeak number, without changing your original number.

◆ What You'll Need First

-  Your current phone number (the one you already use)
 -  Your VivaSpeak number (the number you want to forward calls to)
 -  Access to your account or SIM with your mobile operator (sometimes needed to activate call forwarding via app or online portal)
-

◆ 1. Movistar


Quick method (forwarding code)

Dial on your phone:

****21*VIVASPEAKNUMBER#** + call button

Example:

****21*+349XXXXXXXX#** → press call

 To cancel call forwarding:

##21# → call

◆ 2. Vodafone


From your mobile:

Dial:

****21*VIVASPEAKNUMBER#** + call

Example:

****21*+349XXXXXXXX#** → call

 Cancel forwarding:

##21# → call

◆ 3. Orange

From your mobile:

Dial:


****21*VIVASPEAKNUMBER#** → call

Example:

****21*+349XXXXXXXX#** → call

 Cancel:

##21# → call

 If it doesn't work, log in to *Mi Orange* and activate it manually under "Call Forwarding".

◆ 4. Yoigo

From your mobile:

Dial:


****21*VIVASPEAKNUMBER#** → call

Example:


****21*+349XXXXXXXX#** → call

 To deactivate:

##21# → call

 You can also manage it from the "Mi Yoigo" app.

◆ 5. Digi

 From your mobile:

Dial:


****21*VIVASPEAKNUMBER#** → call

Example:


****21*+349XXXXXXXX#** → call

 Cancel:

##21# → call

 You can also manage it from the Digi app or by calling **1200**.

◆ 6. Lowi

 From your mobile:

Dial:

****21*VIVASPEAKNUMBER#** → call

Example:

****21*+349XXXXXXXX#** → call

 Cancel:

##21# → call

 You can also enable it in the *Mi Lowi* app under **Calls** → **Call Forwarding**.

◆ 7. Pepephone

✓ From your mobile:

Dial:

**21*VIVASPEAKNUMBER# → call

Example:

**21*+349XXXXXXXX# → call

📞 Cancel:

##21# → call

📱 You can also do it from the online private area of Pepephone.

◆ 8. Simyo

✓ From your mobile:

Dial:

**21*VIVASPEAKNUMBER# → call

Example:

**21*+349XXXXXXXX# → call

📞 Cancel:

##21# → call

💬 You can also activate it from the Simyo app or website: **Settings** → **Calls** → **Forwarding**

✓ Important Notes

- Forwarding may have a cost depending on your rate and destination.
- Your VivaSpeak number must be in international format, e.g., +34XXXXXXXX
- Some operators allow conditional forwarding (only if busy, unanswered, etc.) — optional for advanced use.
- You can disable forwarding at any time with ##21#

⚠ Disclaimer: This guide is based on publicly available information from each operator. Details may vary depending on your plan or phone type. We recommend checking directly with your provider if in doubt.

Need help?

Email us at contact@vivaspeak.com or visit <https://vivaspeak.com>
